

## Floor Mounted Ceiling Fixed

Cubicle System Model R-FMCF





### Strong durable and anti-graffiti

Maximum strength to combat vandalism

- Natural anodised aluminium components
- Overhead rail
- Wall channel
- Corner posts
- Add Endura bolt through hardware for maximum strength

### Material – 13mm compact laminate

Suitable for toilet and shower cubicles

### 10 year warranty plus ...

Lifetime warranty on manufacture and installation

### Installation

Supply and Installation available (not available flat packed)

### System Height

Floor to ceiling

### Overall Depth

1500mm – 1800mm

### Floor Clearance

170mm

### Optional





- Endura bolt through hardware
- Anti-microbial hardware
- Omega black hardware
- Rebated doors for maximum privacy
- Powdercoated channel



Concealed Fixed Panels Mounted Directly to the Floor

### Omega Hardware (Optional hardware available)

Round red and green indicator | Three gravity hinges per door | Coat hook and bumper - 2 Year Manufacturers Warranty





TOILETS & SHOWER CUBICLES  
LOCKERS & BENCH SEATS  
IPS WALL PANELLING  
JOINERY / CABINETWORKS  
TABLE TOPS CUT TO SIZE