


Free-Standing Single and Double Bench Seating

Product Specifications




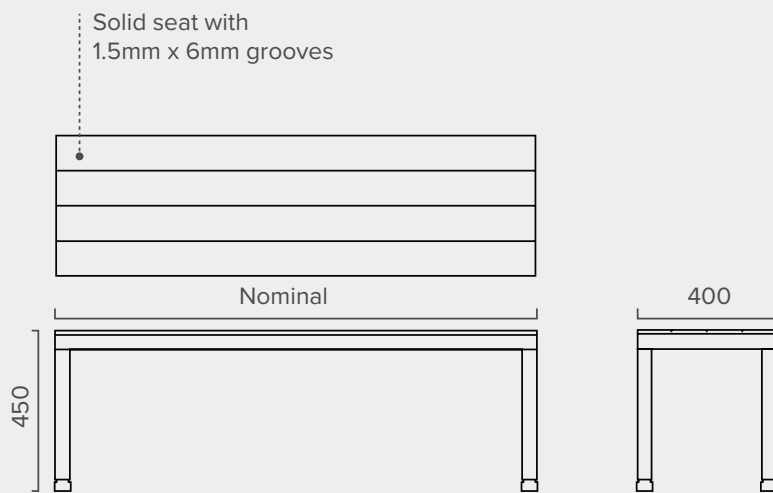
SINGLE SEAT MODEL FS-400

Seat: 450mm high x 400mm deep
 Length: Nominal
 Material: **Seat** - Compact Laminate or Timber
Frame - Powder coated black galvanised steel frame with adjustable legs.
 Optional powder coated colours available.

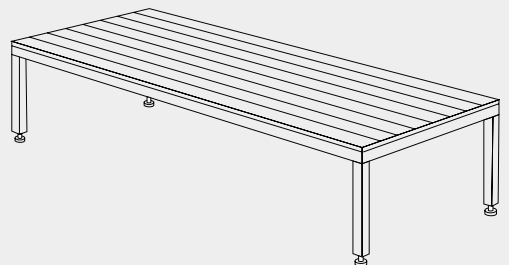
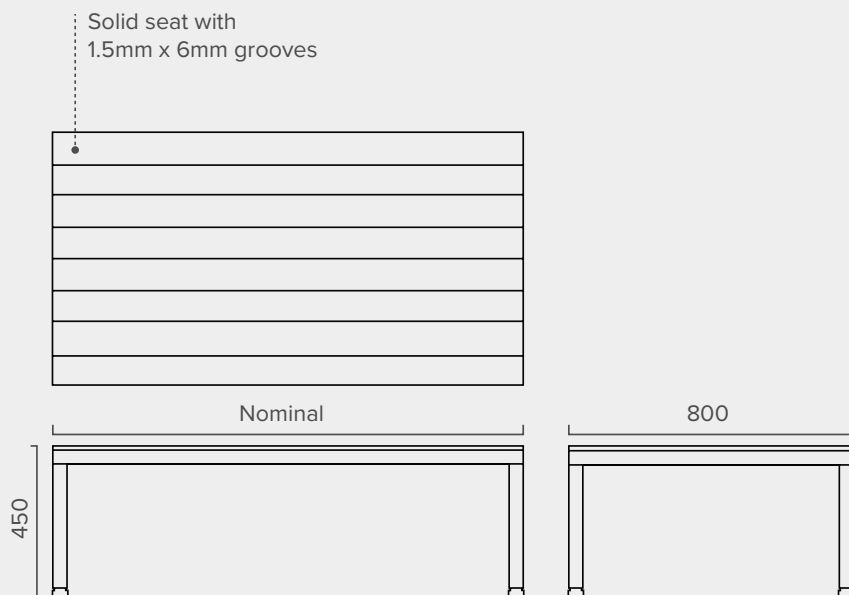
DOUBLE SEAT MODEL FS-800

Seat: 450mm high x 800mm deep
 Length: Nominal
 Material: **Seat** - Compact Laminate or Timber
Frame - Powder coated black galvanised steel frame with adjustable legs.
 Optional powder coated colours available.

SINGLE SEAT MODEL FS-400



DOUBLE SEAT MODEL FS-800





TOILETS & SHOWER CUBICLES
LOCKERS & BENCH SEATS
IPS WALL PANELLING
JOINERY / CABINETWORKS
TABLE TOPS CUT TO SIZE