

Bench Seating with Shoebox Underneath

Product Specifications

Front Image: Coniglio Ainsworth Architects





Bench Seating with Shoebox Underneath

Product Specifications

Bench Seating With Shoebox

Specifications

Seat: Compact Laminate
 Shoebox: Laminated MR MDF
 Option: 13mm Compact Laminate
 Base: Laminated MR MDF

REVIT FILES – Available for all bench types

Optional:

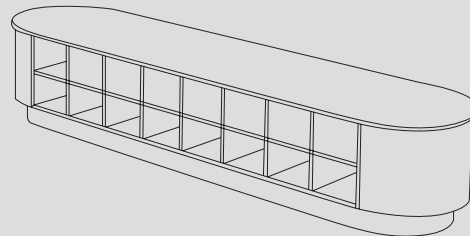
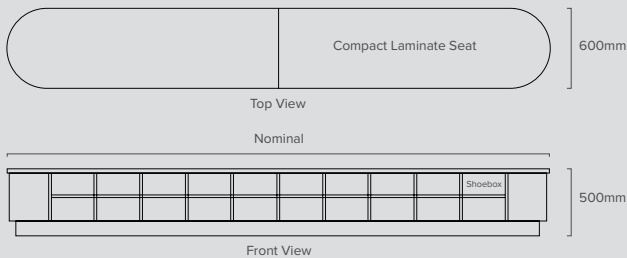
- Single Sided Shoebox base
- Double Sided Shoebox base
- Curved bench
- Rectangular bench



Curved Bench Seat with Shoebox
Model BSSB-CURVED
 (Benchseat/Shoebox/Curved)

Seat: 500mm
 Depth: 600mm
 Length: Nominal

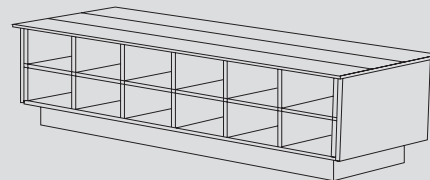
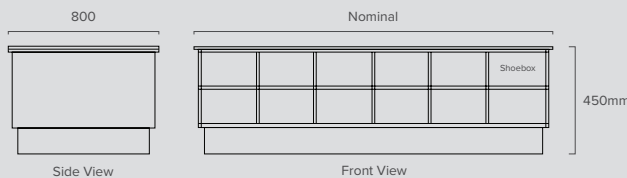
Seating: Compact Laminate
 Shoebox: Compact Laminate or Laminated MR MDF



Double Bench Seat with Shoebox
Model BSSB-DOUBLE
 (Benchseat/Shoebox/Double)

Seat: 450mm
 Depth: 800mm
 Length: Nominal

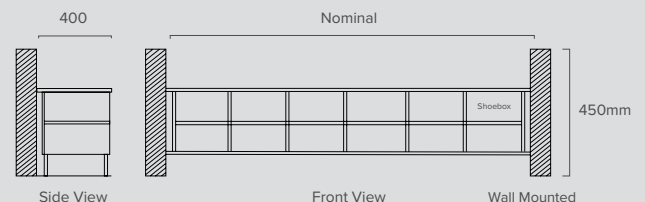
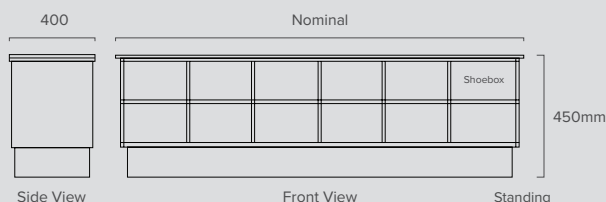
Seating: Compact Laminate
 Shoebox: Compact Laminate or Laminated MR MDF



Single Bench Seat with Shoebox
Model BSSB-SINGLE
 (Benchseat/Shoebox/Single)

Seat: 450mm
 Depth: 400mm
 Length: Nominal

Seating: 13mm Compact Laminate
 Shoebox: Compact Laminate or Laminated MR MDF





TOILETS | SHOWER CUBICLE PARTITIONING SYSTEMS
LOCKERS | BENCH SEATS | HOOK STRIPS