

Ceiling Hung Partitioning

Cubicle System Model R-CH





Ceiling Hung Partitioning

Cubicle System Model R-CH



Timeless classic

Prestige with easy to maintain floor cleanliness

- Frontal panels suspended from ceiling beam (ceiling beam supplied by builder)
- Wall channel – clear anodised
- 200mm floor clearance
- Maximum ceiling height 3000mm
- Minimum frontal panel width 270mm to maintain stability and strength

Material – 13mm compact laminate

Suitable for toilet and shower cubicle systems

10 year warranty plus ...

Lifetime warranty on manufacture and installation

Installation

Supply and install
(Not available flat packed)

System Height


Ceiling Height
2400mm – 3000mm (max)

Overall Depth

1500mm – 1800mm

Optional




- Black Omega hardware
- Anti-microbial hardware
- Powdercoated aluminium channel
- Rebated doors for maximum privacy



Clear Floor Area

Omega Hardware (Optional hardware available)

Round red and green indicator | Three gravity hinges per door | Coat hook and bumper - 2 Year Manufacturers Warranty





TOILETS | SHOWER CUBICLE PARTITIONING SYSTEMS
LOCKERS | BENCH SEATS | HOOK STRIPS