

Changeroom Cubicle System

Cubicle System Model R-Change





Changeroom Cubicle System

Cubicle System Model R-Change



Built to withstand high traffic use

- Natural anodised aluminium components
- Overhead rail
- Wall channel
- Floor channel
- Corner posts

Manufactured from 18mm MR MDF or 13mm Compact Laminate

Shop fitting room, hospitals, schools and clinics

7 year warranty plus ...

Lifetime warranty on manufacture and installation

Installation

Available as a Supply and Install only
(Not available in flat pack)

System Height

2000mm

Overall Depth




1200mm – 1800mm

Optional

- Black Omega hardware
- Anti-microbial hardware
- Floor mounted or Pedestal mounted
- Clothes hooks or hook strips

Omega Hardware (Optional hardware available)

Round red and green indicator | Three gravity hinges per door | Coat hook and bumper - 2 Year Manufacturers Warranty





TOILETS | SHOWER CUBICLE PARTITIONING SYSTEMS
LOCKERS | BENCH SEATS | HOOK STRIPS