

Floating System 2100mm High

Cubicle System Model R-FS2100





Floating System 2100mm High

Cubicle System Model R-FS2100



Cubicle with prestige

Floating appearance
Concealed recessed headrail

- Natural anodised aluminium components
- Recessed overhead rail (hidden)
- Wall channel
- Corner posts
- 100mm floor clearance

Material – 13mm compact laminate

Suitable for toilet and shower cubicles

10 year warranty plus ...

Lifetime warranty on manufacture and installation

Installation

Supply and install
(Not available flat packed)

System Height


2100mm

Overall Depth

1500mm – 1800mm

Optional




- Black Omega hardware
- Anti-microbial hardware
- Powdercoated wall channel
- Rebated doors for maximum privacy



Floating Appearance

Omega Hardware (Optional hardware available)

Round red and green indicator | Three gravity hinges per door | Coat hook and bumper - 2 Year Manufacturers Warranty





TOILETS | SHOWER CUBICLE PARTITIONING SYSTEMS
LOCKERS | BENCH SEATS | HOOK STRIPS