

Floor Mounted Ceiling Fixed

Cubicle System Model R-FMCF





Floor Mounted Ceiling Fixed

Cubicle System Model R-FMCF



Strong durable and anti-graffiti

Maximum strength to combat vandalism

- Natural anodised aluminium components
- Overhead rail
- Wall channel
- Corner posts
- Add Endura bolt through hardware for maximum strength

Material – 13mm compact laminate

Suitable for toilet and shower cubicles

10 year warranty plus ...

Lifetime warranty on manufacture and installation

Installation

Supply and Installation available
(not available flat packed)

System Height

Floor to ceiling

Overall Depth

1500mm – 1800mm

Floor Clearance

170mm

Optional




- Endura bolt through hardware
- Anti-microbial hardware
- Black Omega hardware
- Rebated doors for maximum privacy
- Powdercoated channel



Concealed Fixed Panels
Mounted Directly to the Floor

Omega Hardware (Optional hardware available)

Round red and green indicator | Three gravity hinges per door | Coat hook and bumper - 2 Year Manufacturers Warranty





TOILETS | SHOWER CUBICLE PARTITIONING SYSTEMS
LOCKERS | BENCH SEATS | HOOK STRIPS