

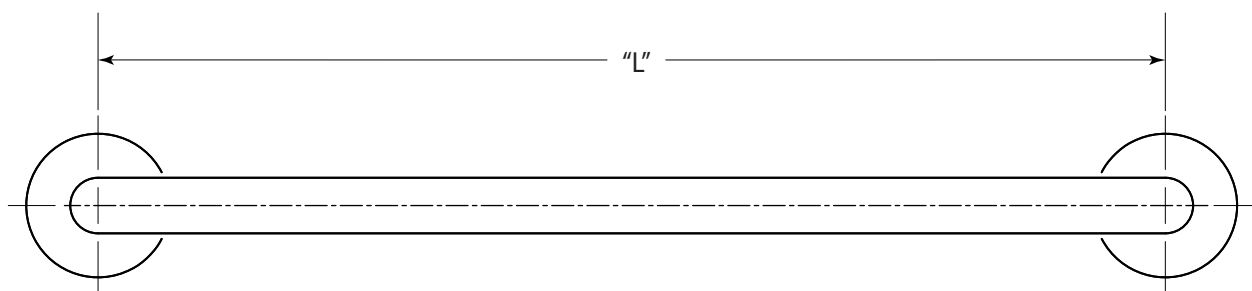
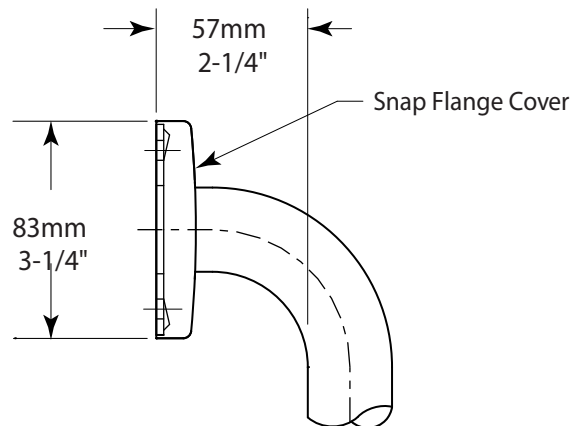
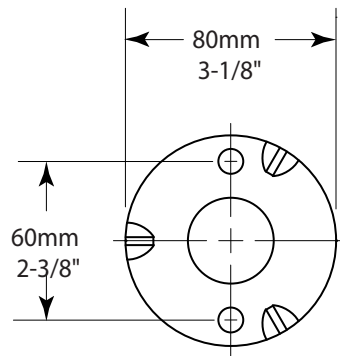


Technical Data

Straight Grab Bars 32mm Diameter
Stainless Steel Grab Bars with Snap Flange
B819439 - B819443 | To Suit AS1428.1 - 2009



Mounting Flange



Model	"L"
819439	300mm
819440	450mm
819441	600mm
819442	750mm
819443	900mm

The illustrations and descriptions herein are applicable to production as of the date of this Technical Data Sheet. The manufacturer reserves the right to, and does from time to time, make changes and improvements in designs and dimensions.

Revised 4/08



Technical Data

Straight Grab Bars 32mm Diameter
Stainless Steel Grab Bars with Snap Flange
B819439 - B819443 | To Suit AS1428.1 - 2009

MATERIALS:

Grab Bar — 18-8 S, type-304, 1.2mm (18-gauge) stainless steel tubing with satin finish. 32mm outside diameter. Ends are heliarc welded to concealed mounting flanges. Clearance between the grab bar and wall is 57mm.

Concealed Mounting Flanges — 18-8 S, type-304, 3mm thick, stainless steel plate; end flanges 80mm diameter with two holes for attachment to wall.

Snap Flange Covers — 18-8 S, type-304, 0.8mm (22-gauge) drawn stainless steel with satin finish. 83mm diameter x 14mm deep. Each cover snaps over mounting flange to conceal mounting screws.

STRENGTH:

Grab bar configurations can support loads in excess of 113kg (1108N) if properly installed, complying with accessibility guidelines (including AS 1428.1-2001) for structural strength.

Warning: Grab bars are no stronger than the anchors or walls to which they are attached and, therefore, must be firmly secured in order to support the loads for which they are intended.

INSTALLATION:

Provide concealed anchor device or backing as specified or required in accordance with local building codes before wall is finished. Fasten concealed mounting flanges to anchor device or backing with two screws in each flange. Snap flange covers over each mounting flange to conceal mounting screws. Concealed anchor devices and mounting screws are not included with Bobrick grab bars and must be specified as an accessory.

SPECIFICATION:

Grab bar shall be type-304 stainless steel with satin finish. Grab bar shall have 1.2mm (18-gauge) wall thickness and 32mm outside diameter. Clearance between the grab bar and wall shall be 57mm (2-1/4"). Concealed mounting flanges shall be 3mm thick stainless steel plate, 80mm diameter, and equipped with two screw holes for attachment to wall. Flange covers shall be 0.8mm (22-gauge) stainless steel, 83mm diameter, and shall snap over mounting flanges to conceal mounting screws and/or Wingt fasteners. Ends of grab bar shall pass through concealed mounting flanges and be heliarc welded to form one structural unit. Grab bar shall comply with barrier-free accessibility guidelines (including AS 1428.1-2001) for structural strength. Manufacturer's service and parts manual shall be provided to the building owner/manager upon request.