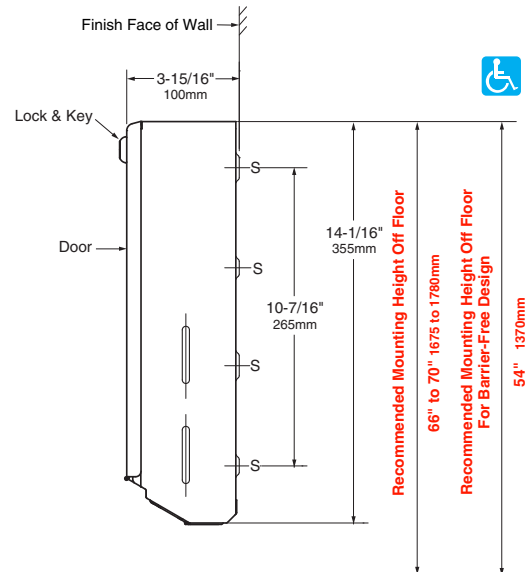
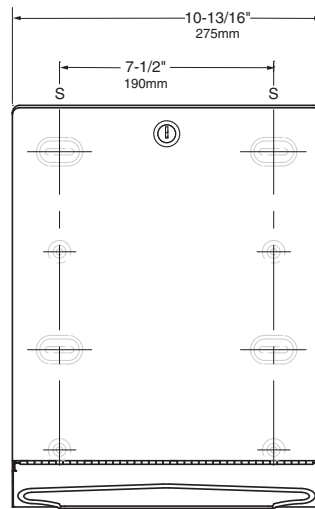





Technical Data

Classic Series Surface Mounted
Paper Towel Dispenser
B262



MATERIALS:

Cabinet — 18-8 S, type-304, 22-gauge (0.8mm) stainless steel. All-welded construction. Exposed surfaces have satin finish. Towel tray has hemmed opening to dispense paper towels without tearing.

Door — 18-8 S, type-304, 22-gauge (0.8mm) stainless steel with satin finish. Secured to cabinet with a full-length stainless steel piano-hinge. Equipped with a tumbler lock keyed like other Bobrick washroom accessories.

Optional: Order Bobrick Part No. 262-130 TowelMate™ available as an optional accessory. TowelMate accessory allows for paper towels to dispense one at a time without bulging, sagging or falling through the towel tray opening. TowelMate fits Gamco and most manufacturers' similar models.

OPERATION:

Unit dispenses C-fold and multifold paper towels 3-1/8" to 3-13/16" (79–97mm) deep. Slots in sides of cabinet indicate refill time. Capacity: 400 C-fold or 525 multifold paper towels. To dispense narrower towels 2-1/2" to 3-1/8" (64–79mm) deep, order optional TowelMate accessory Bobrick Part No. 262-130.

INSTALLATION:

Mount unit on wall with four #10 x 1-1/4" (4.8 x 32mm) sheet-metal screws (not furnished) at four of the eight mounting holes indicated by an S (top slots and bottom holes preferable). For plaster or dry wall construction, provide concealed backing to comply with local building codes, then secure with sheet-metal screws. For other wall surfaces, provide fiber plugs or expansion shields for use with sheet-metal screws, or provide 1/8" (3mm) toggle bolts or expansion bolts.

SPECIFICATION:

Surface-mounted paper towel dispenser shall be type-304 stainless steel with all-welded construction; exposed surfaces shall have satin finish. Door shall be secured to cabinet with a full-length stainless steel piano-hinge and equipped with a tumbler lock keyed like other Bobrick washroom accessories. Paper towel tray shall have hemmed opening to dispense paper towels without tearing. Unit shall be capable of dispensing 400 C-fold or 525 multifold paper towels measuring 3-1/8" to 3-13/16" (79 to 97mm) deep. Narrower paper towels 2-1/2" to 3-1/8" (65 to 79mm) deep may be efficiently dispensed with the use of an optional TowelMate accessory, Bobrick Part No. 262-130. TowelMate accessory allows for paper towels to dispense one at a time without bulging, sagging or falling through the towel tray opening.

Surface-Mounted Paper Towel Dispenser shall be Model B-262 of Bobrick Washroom Equipment, Inc., Clifton Park, New York; Jackson, Tennessee; Los Angeles, California; Bobrick Washroom Equipment Company, Scarborough, Ontario; Bobrick Washroom Equipment Pty. Ltd., Australia; and Bobrick Washroom Equipment Limited, United Kingdom.

The illustrations and descriptions herein are applicable to production as of the date of this Technical Data Sheet. The manufacturer reserves the right to, and does from time to time, make changes and improvements in designs and dimensions.

Revised 7/1/10